



**26.5 GHz SMA-2.9 LATCHING S.P.3 T. SWITCH**

OPTIONS : /SUPP.DIODES

**RF CHARACTERISTICS**

NUMBER OF WAYS : 3  
 FREQUENCY RANGE : 0 - 26.5 GHz  
 IMPEDANCE : 50 Ohms

FREQUENCY (GHz)	0 - 6	6 -12.4	12.4- 18	18 -26.5
V.S.W.R <=	1.30	1.40	1.50	1.70
INSERT. LOSS <=	0.20 dB	0.40 dB	0.50 dB	0.70 dB
ISOLATION >=	70 dB	60 dB	60 dB	55 dB
AVER. POWER (*)	40 W	30 W	25 W	15 W

**ELECTRICAL CHARACTERISTICS**

ACTUATOR : LATCHING  
 NOMINAL CURRENT AT 25° C (±10%) : 125 mA / RESET : 375 mA (\*\*)  
 ACTUATOR VOLTAGE (Vcc) : 28V (24 to 30V) / POSITIVE COMMON  
 TERMINALS : solder pins (250°C max./30 sec.)

**MECHANICAL CHARACTERISTICS**

CONNECTORS : SMA-2.9 female per MIL C 39012  
 LIFE : 2.000.000 cycles per position  
 SWITCHING TIME (nominal voltage;25° C) : < 15 ms  
 CONSTRUCTION : splashproof  
 WEIGHT : < 220 g

**ENVIRONMENTAL CHARACTERISTICS**

OPERATING TEMPERATURE RANGE (°C) : -40 , +85  
 STORAGE TEMPERATURE RANGE (°C) : -55 , +85

(\* : average power at 25° C per RF path)  
 (\*\* RESET : supply voltage time 1sec. max./duty cycle 10%)

4112-9212 This information is given as an indication. In the continual goal to improve our products, we reserve the right to make any modifications judged necessary

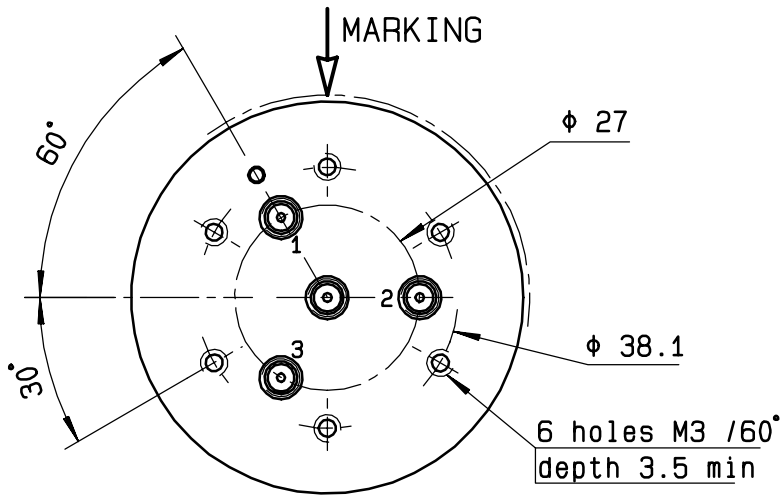
4113-9212 This information is given as an indication. In the continual goal to improve our products, we reserve the right to make any modifications judged necessary

**DRAWING**

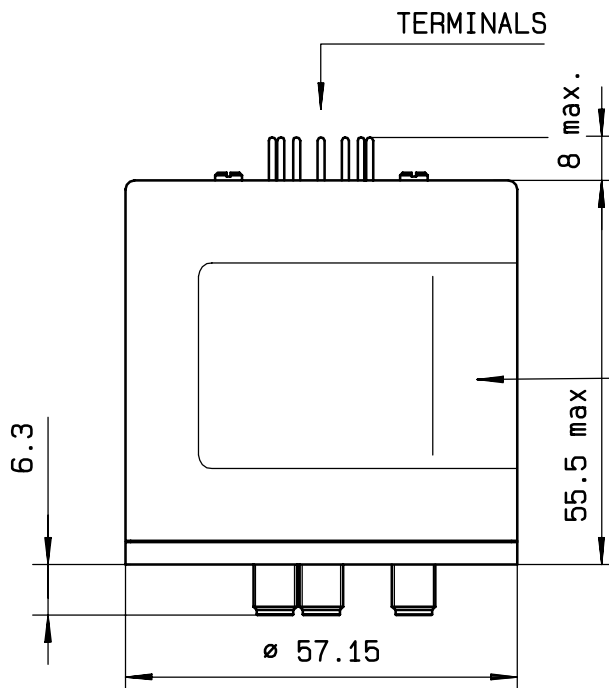
General tolerance: ± 0,5 mm

**R573 723 340**

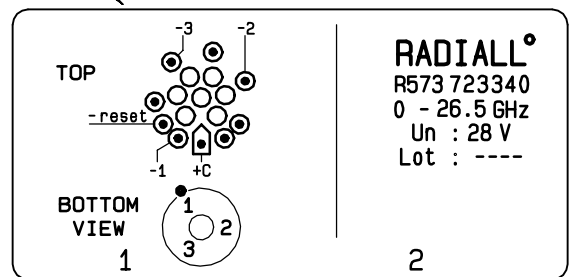
Page  
2/2



Voltage	RF continuity
+C -RESET	All ports open
+C -1	IN ↔ 1
+C -2	IN ↔ 2
+C -3	IN ↔ 3

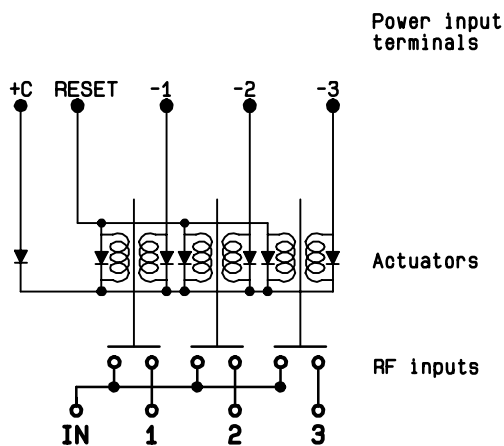


MARKING TOP VIEW (TERMINALS)



**RADIALL<sup>o</sup>**  
R573 723 340  
0 - 26.5 GHz  
Un : 28 V  
Lot : ----

**SCHEMATIC DIAGRAM**



ISSUE 22.Jan.08